

Standard Syringes

25 μ l - 500 μ l

SGE pioneered the removable needle by introducing a patented system to overcome the problem of dead volume and expensive needle replacement. The needle is a precision fit in the bore of the barrel and terminates at the zero point on the scale. An unsintered PTFE seal, which is easily replaced, ensures the needle is leak tight and a hexagonal nut, to prevent "syringe-roll", holds the needle and seal in position.

In keeping with the tradition of producing quality products, SGE ensures only first class materials and work skills are used to achieve a rating of $\pm 1\%$ for both accuracy of total syringe volume and repeatability of injection volume.

The standard needles are 50mm long and are ground and polished for septum penetration. Other needle lengths, and in three different bore sizes, are available and can be interchanged in seconds.

The 25 microlitre to 500 microlitre removable needle syringes are the recommended style for use in general laboratory work.

Replaceable needles permit the user to replace bent and damaged needles at minimum cost and to change needle types to suit a particular use.

Fixed Needle Syringes

A stainless steel needle is epoxy cemented into the bore of the syringe and terminates at the zero graduation mark. Standard fixed needles are 50 mm long with 20° bevel needle tips. Do not heat these syringes over 50°C.

Removable Needle Syringes

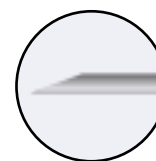
The needle is a precision fit in the bore of the barrel and terminates at the zero graduation mark. The new Series II removable needle syringes have a redesigned solid PTFE needle seal. Replacement needles, which include the PTFE seal, can be quickly fitted. The needles are standard 20° bevel needle tips.

Highest quality materials. Accuracy & reproducibility $\pm 1\%$. Precision with durability.

SGE Fixed Needle Syringe



Part No.	Needle Specifications (mm)				Price
	Length	OD	ID	Volume (μ l)	
003000	50	0.5	0.20	25	
004000	50	0.5	0.20	50	
005000	50	0.5	0.20	100	
006000	50	0.5	0.20	250	
007000	50	0.5	0.20	500	




Bevel tip needle

SGE Removable Needle Syringe



Part No.	Needle Specifications (mm)				Price
	Length	OD	ID	Volume (μ l)	
003050	50	0.5	0.20	25	
004050	50	0.5	0.20	50	
005050	50	0.5	0.20	100	
006050	50	0.5	0.20	250	
007050	50	0.5	0.20	500	




Bevel tip needle

SGE Removable Needle Syringe With Repeating Adaptor



Part No.	Needle Specifications (mm)				Price
	Length	OD	ID	Volume (μ l)	
003090	50	0.5	0.20	25	
004090	50	0.5	0.20	50	
005090	50	0.5	0.20	100	
007090	50	0.5	0.20	500	



Bevel tip needle