

E36 SIS™ HPLC Fittings

Stainless Steel Crosses and Tees

Precision machined from 316L stainless steel, these fittings have a 0.5 mm (0.020") thru-hole and come with 10-32 nuts and ferrules included.



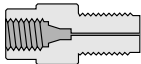
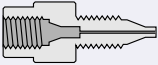



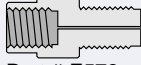
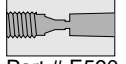


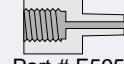
Part No.	Description
E550	1/16" Stainless Steel Tee with 3 ea. P/N E401 nut and E906 ferrule
E555	1/16" Stainless Steel Cross with 4 ea. P/N E401 nut and E906 ferrule

PEEK™ Adapters

Mate odd fittings or equipment from different manufacturers with these PEEK adapters from SIS.



Part No.	Description	Price
E560	10-32 Female to 1/4"-28 Female	
E561	Pharmacia adapter 10-32 Female to M6 Female	
E562	Pharmacia adapter M6 Female to 10-32 Male	
E570	Waters Female to CPI Standard Male	
E571	1/4"-28 Female to CPI Standard Male	
E572	M6 Female to CPI Standard Male	
E576	CPI Standard Female to 1/4"-28 Male	
E578	M6 Female to 1/4"-28 Male	
E581	1/4"-28 Female to M6 Male	
E590	10-32 Female to Female luer	
E592	1/4"-28 Female to Female luer	
E593	1/4"-28 Female to Male luer	
E595	M6 Female to Male luer	

		CPI Standard ('B')	1/4-28 UNF	M6
Fitting Type	CPI Standard ('B')		 Part # E576	
	Waters ('C')	 Part # E570		
	1/4-28 UNF	 Part # E571		 Part # E581
	M6	 Part # E572	 Part # E578	
Luer Type	Female	 Part # E590	 Part # E592	
	Male		 Part # E593	 Part # E595